

KEDIA ADVISORY



DAILY ENERGY REPORT

21 Feb 2024

- CRUDE OIL
- NATURAL GAS



Kedia Stocks & Commodities Research Pvt. Ltd.

Research Advisory | White Labelling | Digital Marketing



MCX UPDATE

Commodity	Expiry	Open	High	Low	Close	% Change
CRUDEOIL	19-Mar-24	6505.00	6524.00	6378.00	6430.00	-1.35
CRUDEOIL	19-Apr-24	6514.00	6517.00	6392.00	6431.00	-1.35
CRUDEOILMINI	19-Mar-24	6540.00	6540.00	6386.00	6434.00	-1.32
CRUDEOILMINI	19-Apr-24	6509.00	6526.00	6387.00	6440.00	-1.27
NATURALGAS	26-Feb-24	129.40	134.40	129.40	131.80	1.38
NATURALGAS	25-Mar-24	138.00	141.50	137.60	138.90	0.51
NATURALGAS MINI	26-Feb-24	130.20	134.40	129.50	131.80	-10.86
NATURALGAS MINI	25-Mar-24	138.30	141.80	138.00	139.20	13.34

INTERNATIONAL UPDATE

Commodity	Open	High	Low	Close	% Change
Crudeoil \$	78.09	78.55	76.83	77.23	-1.11
Natural Gas \$	1.5580	1.7160	1.5550	1.7000	9.05
Lme Copper	8450.00	8440.00	8445.00	8434.50	-0.64
Lme Zinc	2385.00	2381.00	2383.00	2401.50	0.69
Lme Aluminium	2198.50	2235.50	2180.00	2223.00	1.18
Lme Lead	2038.00	2054.50	2032.00	2054.00	0.54
Lme Nickel	16450.00	16410.00	16410.00	16349.00	-0.04

OPEN INTEREST SNAPSHOT

Commodity	Expiry	% Change	% Oi Change	Oi Status
CRUDEOIL	19-Mar-24	-1.35	8.43	Fresh Selling
CRUDEOIL	19-Apr-24	-1.35	109.27	Fresh Selling
CRUDEOILMINI	19-Mar-24	-1.32	2.90	Fresh Selling
CRUDEOILMINI	19-Apr-24	-1.27	17.22	Fresh Selling
NATURALGAS	26-Feb-24	1.38	-10.13	Short Covering
NATURALGAS	25-Mar-24	0.51	21.50	Fresh Buying
NATURALGAS MINI	26-Feb-24	1.38	-10.86	Short Covering
NATURALGAS MINI	25-Mar-24	0.65	13.34	Fresh Buying

Natural Gas Inventory

Date	Actual	Estimated
15 Feb 2024	-49B	-67B
8 Feb 2024	-75B	-73B
1 Feb 2024	-197B	-202B
25 Jan 2024	-326B	-322B
18 Jan 2024	-154B	-166B

Crude Oil Inventory

Date	Actual	Estimated
14 Feb 2024	12.0M	3.3M
7 Feb 2024	5.5M	1.7M
31 Jan 2024	1.2M	-0.8M
24 Jan 2024	-9.2M	-1.2M
18 Jan 2024	-2.5M	-0.6M

Technical Snapshot



SELL CRUDEOIL MAR @ 6460 SL 6540 TGT 6360-6280. MCX

Observations

Crudeoil trading range for the day is 6298-6590.

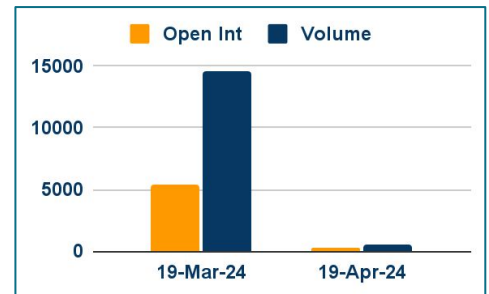
Crude oil prices dropped as concerns about demand continued to linger.

Demand concerns spotlighted in the recent report by the IEA weighed on sentiment.

However, the demand concerns also offset the supply concerns triggered by the conflict in the Middle East.

API showed crude oil inventories jumping by 8.52 million barrels in the week ended February 9

OI & Volume



Spread

Commodity	Spread
CRUDEOIL APR-MAR	1.00
CRUDEOILMINI APR-MAR	6.00

Trading Levels

Commodity	Expiry	Close	R2	R1	PP	S1	S2
CRUDEOIL	19-Mar-24	6430.00	6590.00	6510.00	6444.00	6364.00	6298.00
CRUDEOIL	19-Apr-24	6431.00	6572.00	6502.00	6447.00	6377.00	6322.00
CRUDEOILMINI	19-Mar-24	6434.00	6607.00	6520.00	6453.00	6366.00	6299.00
CRUDEOILMINI	19-Apr-24	6440.00	6590.00	6515.00	6451.00	6376.00	6312.00
Crudeoil \$		77.23	79.26	78.25	77.54	76.53	75.82

Technical Snapshot



BUY NATURALGAS FEB @ 130 SL 127 TGT 134-137. MCX

Observations

Naturalgas trading range for the day is 126.9-136.9.

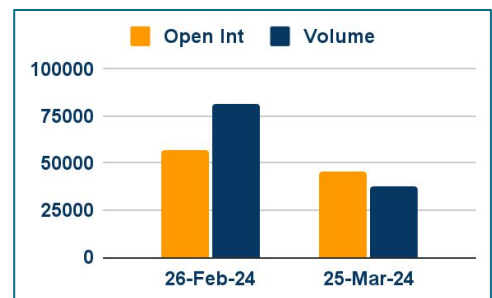
Natural gas gained on short covering as some producers planned to reduce drilling in 2024

Prices remain near the lowest in almost four years as a mostly mild weather has limited demand and kept inventories high.

EIA said inventories of the fuel stood at 2.54-trillion cubic feet, 15.9% above the five-year average.

Output in the U.S. Lower 48 states rose to an average of 105.8 billion cubic feet per day (bcfd) so far in February

OI & Volume

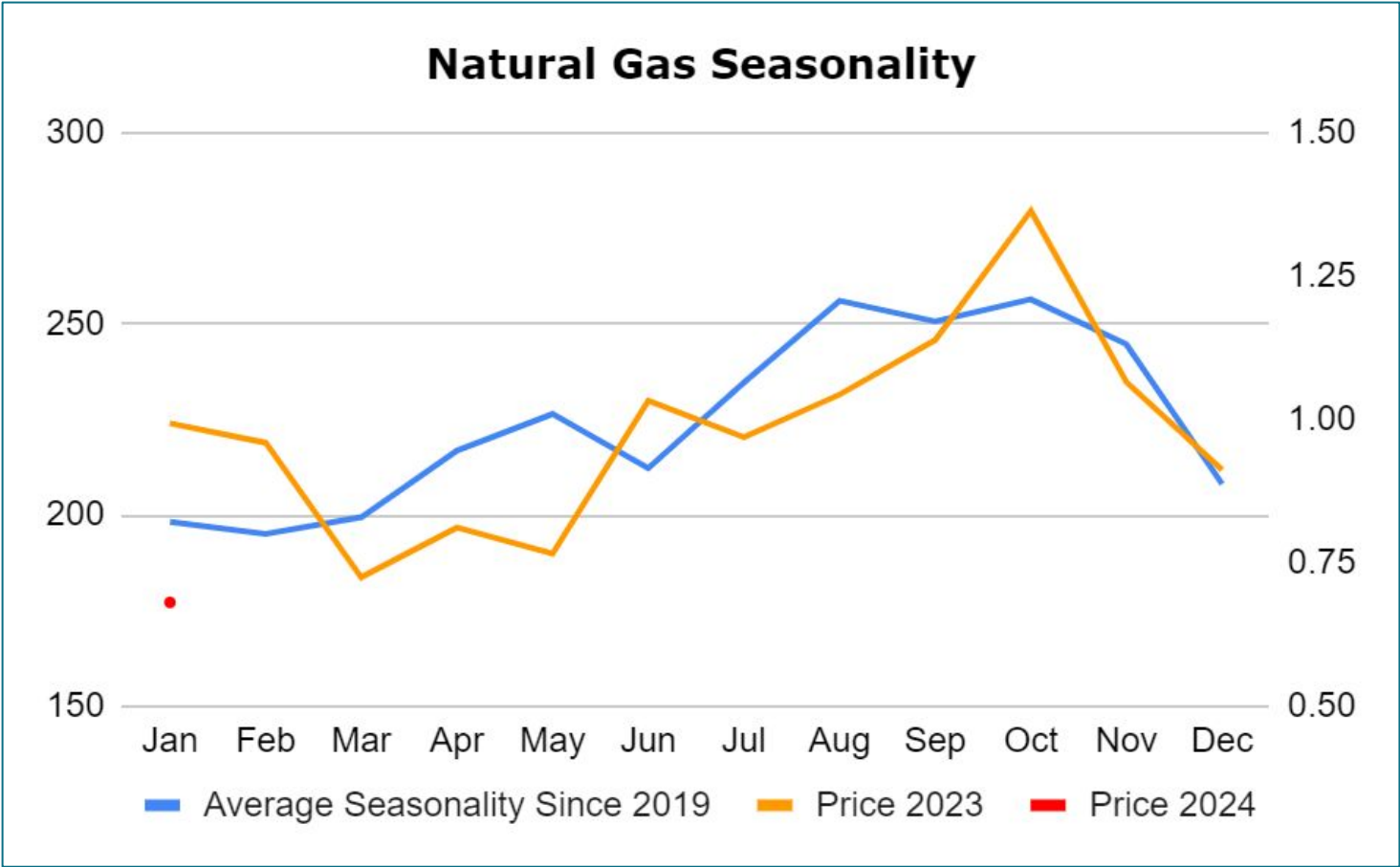
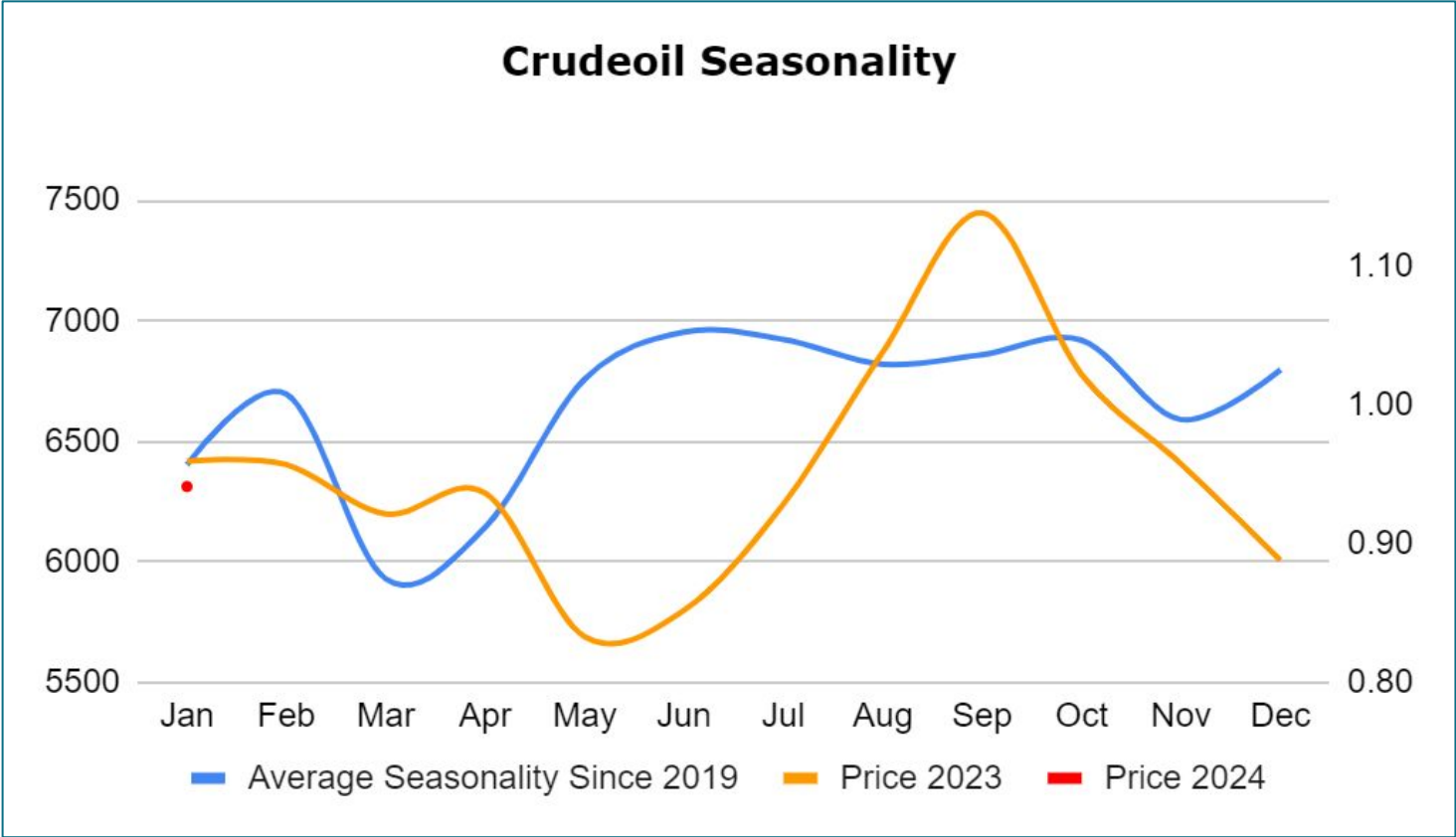


Spread

Commodity	Spread
NATURALGAS MAR-FEB	7.10
NATURALGAS MINI MAR-FEB	7.40

Trading Levels

Commodity	Expiry	Close	R2	R1	PP	S1	S2
NATURALGAS	26-Feb-24	131.80	136.90	134.40	131.90	129.40	126.90
NATURALGAS	25-Mar-24	138.90	143.20	141.00	139.30	137.10	135.40
NATURALGAS MINI	26-Feb-24	131.80	137.00	135.00	132.00	130.00	127.00
NATURALGAS MINI	25-Mar-24	139.20	144.00	142.00	140.00	138.00	136.00
Natural Gas \$		1.7000	1.8180	1.7590	1.6570	1.5980	1.4960



Economic Data

Date	Curr.	Data
Feb 19	EUR	German Buba Monthly Report
Feb 19	USD	Bank Holiday
Feb 20	EUR	Current Account
Feb 20	USD	CB Leading Index m/m
Feb 21	USD	FOMC Member Bostic Speaks
Feb 21	EUR	Consumer Confidence
Feb 22	USD	FOMC Meeting Minutes
Feb 22	EUR	French Flash Manufacturing PMI
Feb 22	EUR	French Flash Services PMI
Feb 22	EUR	German Flash Manufacturing PMI
Feb 22	EUR	German Flash Services PMI
Feb 22	EUR	Flash Manufacturing PMI
Feb 22	EUR	Flash Services PMI

Date	Curr.	Data
Feb 22	EUR	ECB Monetary Policy Meeting
Feb 22	USD	Unemployment Claims
Feb 22	EUR	Belgian NBB Business Climate
Feb 22	USD	Flash Manufacturing PMI
Feb 22	USD	Flash Services PMI
Feb 22	USD	Existing Home Sales
Feb 22	USD	FOMC Member Jefferson Speaks
Feb 22	USD	Natural Gas Storage
Feb 22	USD	Crude Oil Inventories
Feb 23	USD	FOMC Member Cook Speaks
Feb 23	EUR	German Final GDP q/q
Feb 23	EUR	German ifo Business Climate
Feb 23	EUR	German President Nagel Speaks

News you can Use

Construction output in the Euro Area rose 1.9% from the previous year in December 2023, marking the sharpest rise since February. This growth comes after a 1.9% decline in the preceding month, indicating a rebound in the sector. Building activity also showed positive growth at 1.3%, compared to a -2.1% decrease in November, while civil engineering activity surged by 4.7%, a stark contrast to the -0.3% decline in the previous month. The current account surplus in the Euro Area widened sharply to €42.66 billion in December 2023 from €16.62 billion a year earlier. The goods surplus went up to €36 billion from €10 billion and the services surplus rose to €12.1 billion from €10 billion. Meanwhile, the secondary income gap was little changed at €12.3 billion compared to €12.5 billion and the primary income surplus decreased to €6.8 billion from €8.3 billion. Considering full 2023, the current account switched to a €267.4 billion surplus from a €73.6 billion deficit in 2022.

Japanese Finance Minister Shunichi Suzuki said there will likely come a time when the country's interest rates will begin to rise and affect the economy through various channels. On the yen, Suzuki said there were pros and cons to its moves that have varying effects on Japan's exporters and firms reliant on imports. He declined to comment on whether a weak yen, or a strong yen, was desirable for the economy. With inflation having exceeded the Bank of Japan's 2% target for some time, many market players expect the central bank to end its negative interest rate policy by April. The BOJ is on track to end negative rates in coming months despite recent data showing the economy slipped into recession, though weak domestic demand means it may seek more clues on wages growth before acting. As part of efforts to reflate growth and fire up inflation to its 2% target, the BOJ has been keeping short-term interest rates at -0.1% and the 10-year bond yield around 0% since 2016.

This Report is prepared and distributed by Kedia Stocks & Commodities Research Pvt Ltd. Our SEBI REGISTRATION NUMBER - INH000006156. for information purposes only. The recommendations, if any, made herein are expressions of views and/or opinions and should not be deemed or construed to be neither advice for the purpose of purchase or sale through KSCRPL nor any solicitation or offering of any investment /trading opportunity. These information/opinions/ views are not meant to serve as a professional investment guide for the readers. No action is solicited based upon the information provided herein. Recipients of this Report should rely on information/data arising out of their own investigations. Readers are advised to seek independent professional advice and arrive at an informed trading/investment decision before executing any trades or making any investments. This Report has been prepared on the basis of publicly available information, internally developed data and other sources believed by KSCRPL to be reliable. KSCRPL or its directors, employees, affiliates or representatives do not assume any responsibility for or warrant the accuracy, completeness, adequacy and reliability of such information/opinions/ views. While due care has been taken to ensure that the disclosures and opinions given are fair and reasonable, none of the directors, employees, affiliates or representatives of KSCRPL shall be liable for any direct, indirect, special, incidental, consequential, punitive or exemplary damages, including lost profits arising in any way whatsoever from the information/opinions/views contained in this Report. The possession, circulation and/or distribution of this Report may be restricted or regulated in certain jurisdictions by appropriate laws. No action has been or will be taken by KSCRPL in any jurisdiction (other than India), where any action for such purpose (s) is required. Accordingly, this Report shall not be possessed, circulated and/ or distributed in any such country or jurisdiction unless such action is in compliance with all applicable laws and regulations of such country or jurisdiction. KSCRPL requires such a recipient to inform himself about and to observe any restrictions at his own expense, without any liability to KSCRPL. Any dispute arising out of this Report shall be subject to the exclusive jurisdiction of the Courts in India.

KEDIA ADVISORY**KEDIA STOCKS & COMMODITIES RESEARCH PVT LTD****Mumbai, India****SEBI REGISTRATION NUMBER - INH000006156****For more details, please contact: +91 93234 06035 / 96195 51022****Email: info@kediaadvisory.com****Regd.Off.: 1, 2, 3 & 4, 1st Floor, Tulip Bldg, Flower Valley Complex, Khadakpada Circle,
Kalyan-(W), Mumbai-421301**